

# Water Cherenkov Detectors response to a Gamma Ray Burst in the Large Aperture GRB Observatory

D. Allard<sup>a</sup>, C. Alvarez<sup>b</sup>, H. Asorey<sup>c</sup>, H. Barros<sup>d</sup>, X. Bertou<sup>c</sup>, M. Castillo<sup>e</sup>, J.M. Chirinos<sup>f</sup>, A. De Castro<sup>d</sup>, S. Flores<sup>g</sup>, J. Gonzalez<sup>h</sup>, M. Gomez Berisso<sup>c</sup>, J. Grajales<sup>e</sup>, C. Guada<sup>i</sup>, W.R. Guevara Day<sup>j</sup>, J. Ishitsuka<sup>g</sup>, J.A. López<sup>k</sup>, O. Martínez<sup>e</sup>, A. Melfo<sup>i</sup>, E. Meza<sup>l</sup>, P. Miranda Loza<sup>m</sup>, E. Moreno Barbosa<sup>e</sup>, C. Murrugarra<sup>d</sup>, L.A. Núñez<sup>i</sup>, L.J. Otiniano Ormachea<sup>j</sup>, G. Perez<sup>n</sup>, Y. Perez<sup>i</sup>, E. Ponce<sup>e</sup>, J. Quispe<sup>m</sup>, C. Quintero<sup>i</sup>, H. Rivera<sup>m</sup>, M. Rosales<sup>i</sup>, A.C. Rovero<sup>o</sup>, O. Saavedra<sup>p</sup>, H. Salazar<sup>e,1</sup>, J.C. Tello<sup>d</sup>, R. Ticona Peralda<sup>m</sup>, E. Varela<sup>e</sup>, A. Velarde<sup>m</sup>, L. Villasenor<sup>q</sup>, D. Wahl<sup>g</sup>, M.A. Zamalloa<sup>r</sup>  
(LAGO Collaboration)

<sup>a</sup>APC, CNRS et Université Paris 7. France

<sup>b</sup>Universidad Autonoma de Chiapas, UNACH. México

<sup>c</sup>Centro Atómico Bariloche, Instituto Balseiro. Argentina

<sup>d</sup>Laboratorio de Física Nuclear, Universidad Simón Bolívar, Caracas. Venezuela

<sup>e</sup>Facultad de Ciencias Físico-Matemáticas de la BUAP. México

<sup>f</sup>Michigan Technological University. USA

<sup>g</sup>Instituto Geofísico del Perú, IGP. Lima - Perú

<sup>h</sup>Universidad de Granada. Spain

<sup>i</sup>Universidad de Los Andes, ULA. Mérida - Venezuela

<sup>j</sup>Comisión Nacional de Investigación y Desarrollo Aeroespacial, CONIDA. San I sidro Lima - Perú

<sup>k</sup>Universidad Central de Venezuela, Facultad de Ciencias, Departamento de Física a. Venezuela

<sup>l</sup>Universidad Nacional de Ingeniería, UNI. Lima 25 - Perú

<sup>m</sup>Instituto de Investigaciones Físicas, UMSA. Bolivia

<sup>n</sup>Universidad Politécnica de Pachuca. México

<sup>o</sup>Instituto de Astronomía y Física del Espacio. Argentina

<sup>p</sup>Dipartimento di Fisica Generale and INFN, Torino. Italy

<sup>q</sup>Instituto de Física y Matemáticas, Universidad de Michoacán. México

<sup>r</sup>Universidad Nacional San Antonio Abad del Cusco. Perú

**Abstract.** In order to characterise the behaviour of Water Cherenkov Detectors (WCD) under a sudden increase of 1 GeV - 1 TeV background photons from a Gamma Ray Burst (GRB), simulations were conducted and compared to data acquired by the WCD of the Large Aperture GRB Observatory (LAGO). The LAGO operates arrays of WCD at high altitude to detect GRBs using the single particle technique. The LAGO sensitivity to GRBs is derived from the reported simulations of the gamma initiated particle showers in the atmosphere and the WCD response to secondaries.

**Keywords:** GRB, WCD, LAGO

## I. INTRODUCTION

Gamma Ray Bursts (GRBs) have captured the attention of the astrophysics community during the second half of the past century, and are nowadays still a hot topic of study. Instruments in satellites and ground based experiments around the planet have been designed in order to study this impressive phenomena (see [1], [2] and references therein). Large data set of GRB properties

can be found in [2] for example.

GRB emissions in the keV to MeV energy range has been studied in great detail. Though high energy GRB emissions have been reported (for example up to 2 GeV for GRB940217 seen by EGRET), there is little understanding on the subject. Satellite Fermi will be in charge of this mission and ground based experiments will also contribute. Theoretical predictions on the high energy emission in relativistic fireball models are given in [3], [4], [5]. Feasibility of ground based observation of Gamma Ray Bursts in the 1GeV and 1 TeV energy range using the single particle technique has been extensively analysed (see for example [6], [7], [8], [9]). The Large aperture Gamma-ray-bursts Observatory (LAGO) is designed to observe high energy GRB emissions by the single particle technique using water Cherenkov detectors (WCD) (see [10] in this volume). It consists of various sites, located around the world, with large GRB detection efficiency, either for their size or their altitude. The LAGO has 2 sites in operation, they are: Sierra Negra (4557 m a.s.l.), México and Chacaltaya (5200 m a.s.l.), Bolivia. One site at Pico Espejo (4765 m a.s.l.), Venezuela is at present under construction and new sites are now under consideration in Argentina,

<sup>1</sup>presenting and corresponding author, [adcastro@usb.ve](mailto:adcastro@usb.ve)

Perú, Colombia, Guatemala and Himalaya. High energy photons from a GRB are expected to produce particle cascades after reaching the atmosphere, thought with few secondary particles reaching the Earth surface. Nevertheless, many photons detectable by WCD are expected to arrive during a GRB.

In this paper we study the detection prospect of a GRB at three high altitude LAGO sites: Sierra Negra, Chacaltaya and Pico Espejo. In order to achieve this end, we simulated billions of showers initiated by photons with energies between 0.5 GeV and 1 TeV generated above each site, and the response of WCDs to secondaries reaching the ground level.

## II. PHOTON SHOWERS AT GROUND LEVEL

In this section we investigate photon shower at ground level for three sites in the LAGO Observatory, Chacaltaya ( $16^{\circ}20' \text{ S}$ ,  $68^{\circ}10' \text{ W}$ , 5200 m a.s.l.), Bolivia; Sierra Negra ( $18^{\circ}59' \text{ N}$ ,  $97^{\circ}18' \text{ W}$ , 4557 m a.s.l.), México and Pico Espejo ( $8^{\circ}38' \text{ N}$ ,  $71^{\circ}09' \text{ W}$ , 4765 m a.s.l.), Venezuela. Primary energies are considered from 0.5 GeV to 1 TeV with zenith angles between  $0^{\circ}$  to  $30^{\circ}$ . Showers were simulated using the Extensive Air Showers package AIRES[11]. No thinnig was applied, thus all particles were followed until absorbed in the atmosphere or reached the ground. We simulated showers with and without geomagnetic field and found no significant difference in the shower development at these latitudes. We analyse the nature, number and energy spectrum of secondary particles reaching the ground level as function of the photon primary energy and zenith angle of injection.

TABLE I

	Chacaltaya	Pico Espejo	Sierra Negra
$\gamma$	1.5	1.6	1.6
$e^+/e^-$	1.6	1.6	1.6
$\mu^+/\mu^-$	1.4	1.6	1.6

In figure 1a we represent the mean number of particles (photons,  $e^+/e^-$  and  $\mu^+/\mu^-$ ) reaching the ground level as function of the primary photon energy at the three sites. The number of particles at ground level increases with the primary energy as a power law for the sites with index shown in table I. The mean number of secondary photons are about one order of magnitude above the mean number of  $e^+/e^-$ , while the number of muons start to be important after  $\sim 1$  TeV for the three sites. Already some particles arrive for the lowest primary energies while hundreds and thousands of secondary photons arrive around 100 GeV and 300 GeV respectively (see table II). This is an advantage for surface detectors able to catch secondary photons.

We compare the development of vertical showers with the ones slanted at  $30^{\circ}$  of zenith angles. The mean number of all secondary particles reaching the ground level vs primary energy for these two angles of injection

at the three sites are displayed in figure 1b. Significant differences are observed for the three sites, which means that high altitude surface detectors are very sensible to the primary particle injection angle with respect to the detectors in the atmosphere. Next section is dedicated to the response of the surface detectors to vertical showers, studies depending on the zenith angle will be reported else where[12]

## III. WATER CHERENKOV DETECTORS RESPONSE TO HIGH ENERGY PHOTON SHOWERS

The LAGO aims to detect secondary particles from showers generated by photons using the single particle technique [7] which essentially involves the detection of secondary particle by individual WCDs. As photon showers around GeV give only isolated particles at ground level, even at high altitudes, it is not easy to reconstruct the shower development. Nevertheless, if secondary particles generated by these gamma rays represent a significant excess of events on the background a GRB would be detected in coincidence with satellites. The advantage of WCD relies in the fact that during a GRB many photons are expect to arrive, most of them able to create pairs in the water tanks with sufficient energy for Cherenkov emission.

From our previous study on the features of the particles at ground level at each site, we are now able to analyze the response of a WCD to these secondary particles. Each site consists of  $3 \times (\sim 4 \text{ m}^2)$  WCDs placed in an irregular array (there are no specifications in the separation of the tanks since we are using the single particle technique). For the case of these three LAGO sites, the efficiency to GRB detection is due to the high altitude of the sites [8] (details about the experimental set up can be found in [13]).

We simulated the WCD response to secondary particles reaching the ground level, produced in showers initiated by high energy photons, for each high altitude LAGO site. In order to achieve this end, we used a fast WCDs simulator developed by the LAGO collaboration. The main parameters considered for the detectors are the tanks geometry, the water altitude; and the number, geometry and position of PMTs. We simulated photons,  $e^+/e^-$  and  $\mu^+/\mu^-$ , entering vertically in the tanks<sup>1</sup>, for energies between 10 MeV and 10 GeV<sup>2</sup>. Energy spectrum of secondary particles reaching the ground level for the three sites, produced in electromagnetic showers with 10 GeV and 100 GeV of primary energy is presented in figure 2a as an example. Similar behavior is found for the three sites, while Chacaltaya highlights over the others two. For both primary energies we observe that most of the particles arrive with energies about 10 MeV, then for  $E = 10$  GeV the spectrum presents a steepening

<sup>1</sup>It has been reported in [9] that the response of WCD does not depend much on the incidence angle of the secondary particles except at very low energies such that electrons can be absorbed by the plastic layer of the detector.

<sup>2</sup>AIRES output present histograms from 10 MeV to 7079 GeV

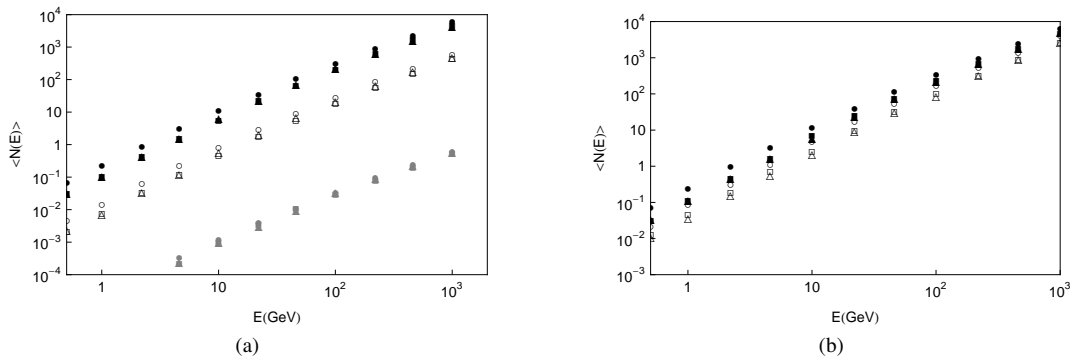


Fig. 1. Left: Mean number of secondary photons (black),  $e^+/e^-$  (white) and  $\mu^+/\mu^-$  (gray), reaching the ground level vs primary energy. Right: Mean number of all secondary particles reaching the ground level vs primary energy for zenith angles  $0^\circ$ (black) and  $30^\circ$ (white). In both cases circles, triangles and squares stand for Chacaltaya, Pico Espejo and Sierra Negra respectively.

TABLE II

	$\gamma$ (100 GeV/300 GeV)	$e^+/e^-$ (100 GeV/300 GeV)	$\mu^+/\mu^-$ (100 GeV/300 GeV)
Chacaltaya	291/1259	26/100	0.02/0.2
Pico Espejo	197/1000	19/97	0.03/0.1
Sierra Negra	194/920	17/85	0.03/0.1

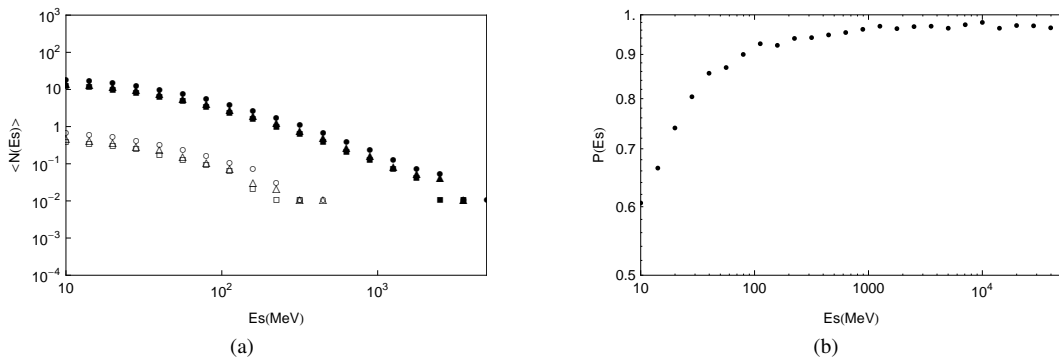


Fig. 2. Left: Energy spectrum of secondary particles reaching the ground level at Chacaltaya(circles), Pico Espejo (triangles) and Sierra Negra (squares) for primary energies 10 GeV (white) and 100 GeV (black). Right: Probability of particle detection at a  $4m^2$  WCD for energy range from 10 MeV to 40 GeV

after  $\sim 14$  MeV and almost fade away over 0.2 GeV whereas for  $E = 100$  GeV the steepening appears after  $\sim 20$  MeV and we can still see particles over the 1 GeV. The threshold energy for  $e^+/e^-$  Cherenkov production in pure water is  $\sim 0.77$  MeV making photons with  $E_\gamma > 1.55$  MeV suitable to create pairs detectable for our PMTs, thus our WCD response simulations are good enough in the energy spectrum of secondaries obtained with shower simulations.

Detection probability  $P(E_s)$  for each  $4m^2$  tank is plotted in figure 2b which is defined as

$$P(E_s) = \frac{n_{trig}}{N_{total}(E_s)} \quad (1)$$

where  $n_{trig}(E_s)$  is the total number of triggers and  $N_{total}(E_s)$  is the total number of particles entering in the tank. We used 4 ADC as threshold for our trigger criteria. In this plot we can appreciate that detection probability rapidly increase between  $E_s = 10$  MeV and  $E_s = 100$  and saturates near  $\sim 1000$  MeV.

We calculated the mean number of triggers as function

of the primary energy from the convolution of detection probability of particles hitting the WCD, and the differential spectrum of secondary particles, for each primary energy, taken from the shower simulations. Results for vertical showers are shown in figure 3a. In this plot we can observe an increment of the mean number of triggers with the primary energy, being Chacaltaya clearly more sensitive to low energy photons than Pico Espejo and Sierra Negra (both overlapped along their curves).

#### IV. GRB DETECTION AT HIGH ALTITUDE LAGO SITES

The LAGO is designed to detect GRBs by a sudden increase of the background in a short period of time. That means the counting rate in a surface observatory, summed over all the tanks, should be significantly higher than the background fluctuations. In this section we study the probability of GRB detection by arrays of WCD placed at Chacaltaya, Pico Espejo and Sierra Negra individually. The flux of a GRB at Earth can be described by the power law (See 2006 BATSE catalog

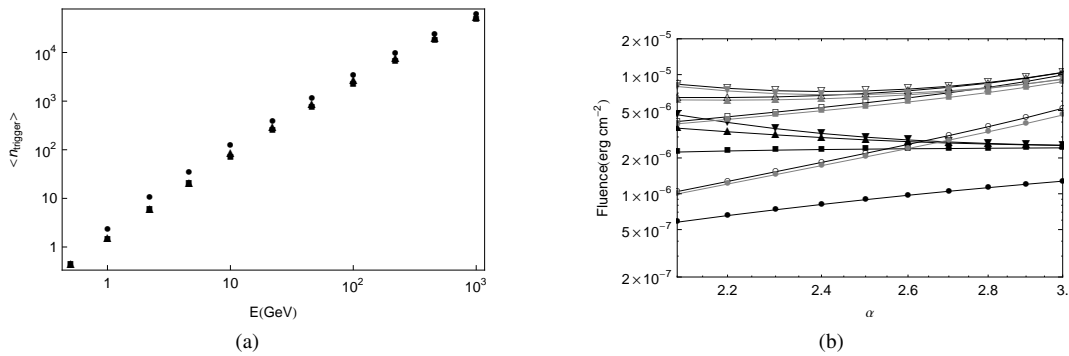


Fig. 3. Left: Mean number of triggers as function of the primary energy for Chacaltaya (circles), Pico Espejo (triangles) and Sierra Negra (squares). Right: Minimal fluences vs the spectral parameter  $\alpha$  for different  $E_{max}$  at each site, black symbols stand for Chacaltaya, white for Pico Espejo and Gray for Sierra Negra.  $E_{max} = 1\text{GeV}$  circles,  $E_{max} = 10\text{ GeV}$  squares,  $E_{max} = 100\text{ GeV}$  up triangles and  $E_{max} = 1\text{ TeV}$  down triangles

[2])

$$J(E) = K \left( \frac{E}{E_0} \right)^{-\alpha}, \quad (2)$$

where  $K$  is a spectrum normalization constant,  $E_0$  is fixed to 1GeV and the spectral index  $\alpha$  takes values between 2 and 3. The mean value of  $\alpha$  is around 2.2 and no high energy cut-off has been observed [14], [15]. We will naively assume that such power law is still valid for high energy photons. We compute the mean number of triggered particles generated during a GRB integrating the typical GRB flux and the mean number of triggered particles from a shower generated by a photon with energy ( $\langle N(E)_{trig} \rangle$ ) over the primary energies.

$$\langle n_{trigger}(\alpha) \rangle = \int_{0.5\text{GeV}}^{1\text{TeV}} J(E) \langle n_{trig}(E) \rangle dE. \quad (3)$$

In this calculation,  $K$  is still a free parameter. Minimal  $K$  can be calculated from the condition:

$$\langle n_{trigger}(\alpha) \rangle \geq \frac{s}{\cos(\theta)A} \sqrt{\frac{B}{\Delta t N_d}}, \quad (4)$$

here  $s$  is the statistical significance,  $\theta$  is the zenith angle,  $B$  is the background counting rate,  $\Delta t$  is the duration of the flux of photons,  $A$  is the area of the WCD and  $N_d$  is the number of WCDs at each site. We will take  $\Delta t = 1\text{s}$ ,  $s = 5$ , as we are working with vertical showers for the tanks response then  $\theta = 0$ ,  $B = 12\text{ kHz}$  per tank (which is the background at Chacaltaya), our tanks have typically  $A = 4\text{ m}^2$  and  $N_d = 3$ . Once minimal  $K(\alpha)$  is calculated, sweeping on various values of the spectral parameter, then one can estimate the properties of a possible GRB which can be detected by our surface detectors. The GRB flux at Earth can be calculated for different values of  $\alpha$  from its luminosity  $L$  at certain redshift  $z$  in a range of energies and the distance from the source  $r(z)$  as follows

$$\phi(\alpha) = \frac{L}{4\pi r^2(z)} = \int_{\frac{E_{min}}{1+z}}^{\frac{E_{max}}{1+z}} J(E) E dE. \quad (5)$$

An estimation about the minimal fluences that we could expect to detect with our surface detectors can be calculated by the integral in 5 from 0.5 GeV to  $E_{max}$ , where  $E_{max}$  varies from 1 GeV to 1 TeV. Results of these GRB fluences as function of the spectral parameter  $\alpha$  are represented in figure 3b for  $E_{max} = 1, 10, 100$  and 1000

GeV. We used  $\Delta t = 1\text{ s}$ . We take  $z \ll 1$  supposing small distortions in the spectrum. Fluences shown in figure 3b exhibit that our surface detectors seems to be sensitive in the range of  $10^{-7}$  and  $10^{-6}$  erg/cm $^2$ .

These results are comparable with the prediction made in [7] for high altitude (4.5 Km a.s.l. to 5.5 Km a.s.l.) surface detectors of  $10^3\text{ m}^2$  scintillators array. It is reasonable to expect sensitivity to even smaller fluences since we use WCDs able to detect the huge amount of secondary photons coming from high energy primary photons. The Pierre Auger Observatory shows sensitivity to high energy (between 10 MeV to 1 TeV) GRB photon fluences, using the single particle technique, between  $10^{-6}$  and  $10^{-3}$  erg/cm $^2$  [16]. BATSE detectors were reported[2] to be sensitive to fluences of  $\sim 10^{-8}$  in the range of energies from 25KeV to 2MeV among 2704 events identified as GRBs.

## V. DISCUSSION AND CONCLUSIONS

Our atmospheric cascade simulations showed significant differences for zenith angles between  $0^\circ$  and  $30^\circ$ . Since high altitude surface detectors would be very sensitive to injection angle, inclusion of slanted showers in the response of the WCD and the extension of this study to larger zenith angles ( $> 30^\circ$ ) would be relevant. On the other hand, shower simulation results were not sensible to the geomagnetic field for the sites considered (with different latitudes). Nevertheless, this has to be checked for greater zenith angles [12].

Detection of GRBs with WCDs is powered by the presence of high energy pairs  $e^+/e^-$  into the water, created by photons ( $E_\gamma > 1.55\text{ MeV}$ ), able to produce Cherenkov light. Our results showed a significant amount of particles arriving with energies close to 10 MeV even for primary energies of 1 GeV. Since the number of photons arriving to the detectors is about one order of magnitude higher than charged particles, their contribution to the signal is valuable. Moreover, the three sites studied in this work, Chacaltaya, Sierra Negra and Pico Espejo have a notable potential on GRB high energy photons detection, using the single

particle technique, due its high altitude. In the group, Chacaltaya (5200 m a.s.l.,  $\sim 640$  m higher than Sierra Negra and  $\sim 440$  m higher than Pico Espejo) highlights with a minimal fluence lower than Pico Espejo and Sierra Negra by an order of magnitude, meanwhile detectable fluences appear very close for the last two (for example, Pico Espejo is 0.1 lower than Sierra Negra for  $E_{max} = 1$  GeV and  $\alpha = 2.3$ ). Our analysis showed that the LAGO high altitude sites (with 3 tanks at each site) are as or more sensitive for GRB detection than the complete Pierre Auger Observatory (1600 tanks)

This results will allow us to analyze the space of parameters involved in GRB detection, using the single particle technique, and propose limits in order to compare with satellite observations [10]

#### ACKNOWLEDGMENTS

LAGO collaboration is very thankful to the Pierre Auger collaboration for providing us the PMTs and electronic equipment. A. D. Castro would like to thank *Laboratorio de Computación de Alto Rendimiento-USB* specially to Yudith Cardinale, Leonardo Quevedo and Jesús De Oliveira for computational resources and technical support. This work was partially supported by the Grant 5681-08-FUNINDES-USB-LOCTI.

#### REFERENCES

- [1] P. Meszaros, Rept. Prog. Phys. **69** (2006) 2259 [arXiv:astro-ph/0605208].
- [2] Y. Kaneko, R. D. Preece, M. S. Briggs, W. S. Paciasas, C. A. Meegan and D. L. Band, arXiv:astro-ph/0605427.
- [3] P. Meszaros, M. J. Rees and H. Papathanassiou, Astrophys. J. **432** (1994) 181 [arXiv:astro-ph/9311071].
- [4] M. Vietri, Phys. Rev. Lett. **78** (1997) 4328 [arXiv:astro-ph/9705061].
- [5] M. G. Baring, arXiv:astro-ph/9711256.
- [6] A. Castellina *et al.* [INCA Collaboration], Nuovo Cim. **24C** (2001) 631 [arXiv:astro-ph/0011241].
- [7] S. Vermetto, Astropart. Phys. **13** (2000) 75 [arXiv:astro-ph/9904324].
- [8] D. Allard *et al.*, Nucl. Instrum. Meth. A **595** (2008) 70.
- [9] X. Bertou [Pierre Auger Collaboration], arXiv:0706.1256 [astro-ph].
- [10] X. Bertou for the LAGO Collaboration, ICRC**1413** (2009).
- [11] S. J. Sciutto, "AIRES, A system for air shower simulations," VERSION **2.6.0** (2002)
- [12] LAGO Collaboration, In Preparation.
- [13] H. Salazar for the LAGO Collaboration, ICRC**1417** (2009).
- [14] J. Preece *et al.*, Ap J. **122** (1999) 465.
- [15] R. Briggs *et al.*, Ap J. **524** (1999) 82.
- [16] D. Allard *et al.* [LAGO Collaboration], ICRC at Pune 2005. **00** (2005) 101-104